
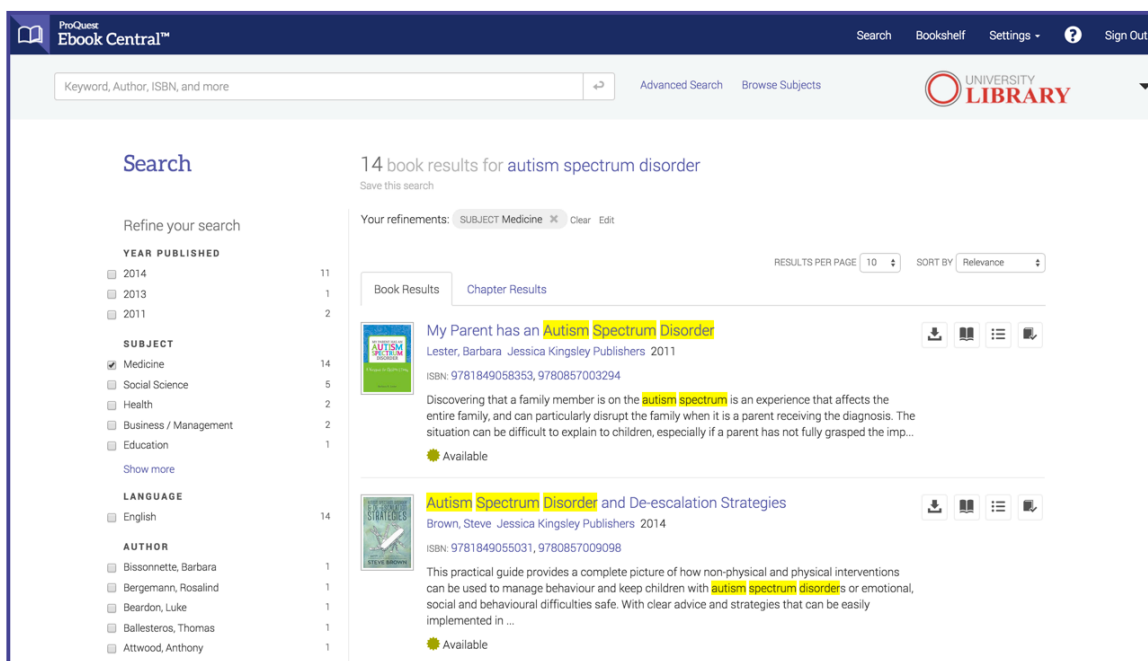



# Welcome to ProQuest Ebook Central™!



Here are some tips to help you get started:

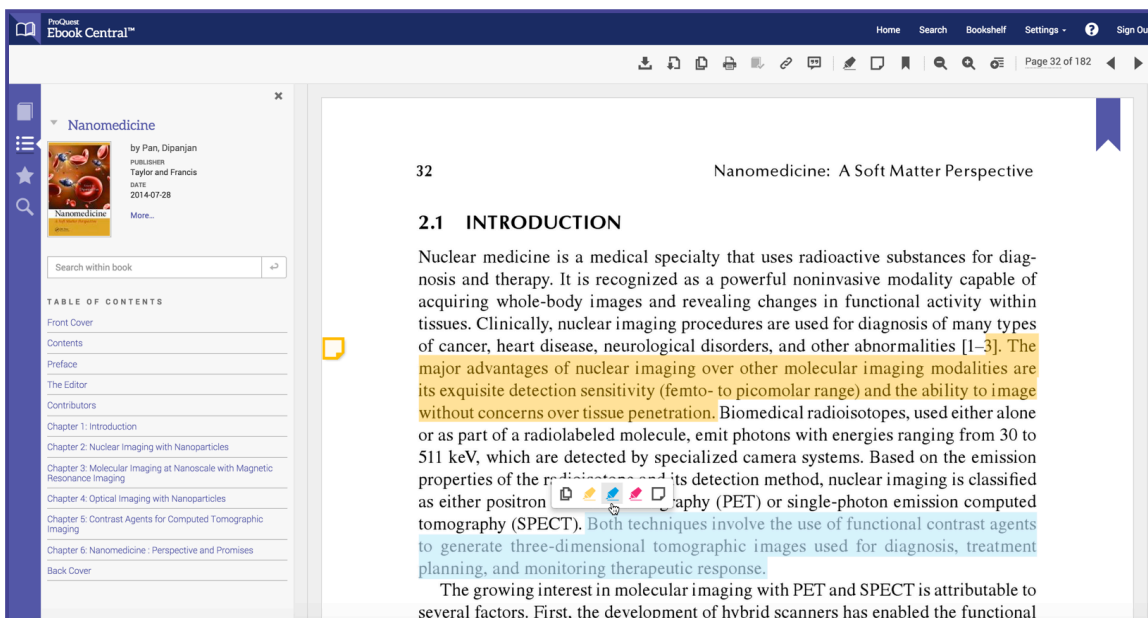
1. **Go to ProQuest Ebook Central via your library website.**
2. **Search for books** by entering a keyword, ISBN, or other terms into the search box. Put quotes around exact keyword phrases such as “autism spectrum disorder”. Or try Advanced Search or Browse Subjects.
3. **Narrow search results** by publication year, subject, and other filters.
4. **Learn more about a book** by selecting a title or selecting  to view the table of contents, book availability for online reading and download, copy and print allowances, and bibliographic data.



*Your search terms highlighted in Ebook Central search results*

5. **Open the book** to read, search for keywords within the book and jump to relevant chapters. Read by scrolling or flipping through pages.
6. **Create a citation** in your choice of format by selecting . Citations are also included when you copy and paste text, and print pages and chapters to PDF.

7. **Get a link to the page or chapter** by going to the specific page (or first page of the chapter) and selecting . Sharing this link with others brings them directly to the desired page.
8. **Annotate the book** by highlighting in 3 colors, bookmarking pages, and creating notes by selecting text and attaching a note. Review your Annotations by selecting .



*Your notes, bookmarks, and highlighted text in the Ebook Central reader*

9. In your Bookshelf you can **organize and share your research**. Share a book or entire folder of books with others, and export the notes you have taken in a book.
10. **Download the book or specific chapters** to use offline.

## Additional Resources

- Watch how-to videos at <http://www.proquest.com/go/ProQuestEbookCentralVideos>
- View the LibGuide at <http://proquest.libguides.com/ebookcentral>
- Sign up for web training at [www.proquest.com/go/ProQuestEbookCentralCourses](http://www.proquest.com/go/ProQuestEbookCentralCourses)
- Contact Support at [ebooksupport@proquest.com](mailto:ebooksupport@proquest.com).